

6-10-23

C.W

20 • MISSING ONES

As you make patterns using shapes, you can also make patterns using numbers and letters. Look at the following pattern.

2 4 6 8 10 12 14 16

In the above number pattern, 2 is added to every next number. So, the number in the blank will be $14 + 2 = 16$.

Now look at the following letter pattern.

A C E G I K M O

In the above pattern, one letter of the English alphabet is skipped each time. So, the letter in the blank will be O because the letter N is skipped.

Now fill in the missing numbers or letters in the following patterns.

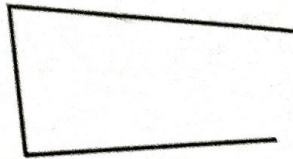
1	1	3	5	7	9	11	13
2	5	10	15	20	25	30	35
3	3	7	11	15	19	23	27
4	A	D	G	J	M	P	S
5	Z	Y	X	W	V	U	T
6	100	90	80	70	60	50	40
7	AB	BC	CD	DE	EF	FG	GH
8	3	6	9	12	15	18	21




21 SHAPES AND COLOURS

A shape is made of lines. Shapes are of two types — open shapes and closed shapes.

In an open shape, all the lines are not joined. But in a closed shape, all the lines are joined. Look at the following examples.





Open shape




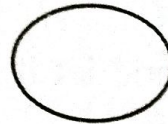
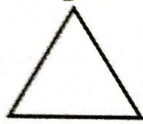
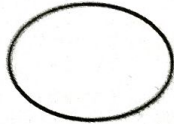
Closed shape

Closed shapes have names such as triangle, square, rectangle, circle, oval, star, etc. Let us see how much you know about shapes.


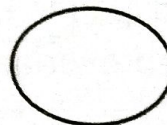
1. Colour all the rectangles **orange**.




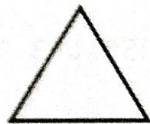
2. Colour all the ovals **green**.



3. Colour all the hearts **red**.



4. Colour all the circles **pink**.



5. Colour all the triangles **blue**.

